


Plywood boards



Elliottis Pine C+/C WBP

Straight edge 

	Thickness in mm								
Size in mm	9	12	15	18	20	22	24	30	40
2500 x 1250	100	75	60	50	47	42	38	30	15

Maritime pine C/C BFU 100

Straight edge 

	Thickness in mm									
Size in mm	9	12	15	18	21	24	27	30	35	40
2500 x 1250	50	40	30	25	20	20	15	15	12	10

Maritime pine B/C BFU 100

Straight edge 

	Thickness in mm									
Size in mm	9	12	15	18	21	24	27	30	35	40
2500 x 1250	50	40	30	25	20	20	15	15	12	10

Birch screen-film panels BFU 100

Laminated birch plywood screen-film is suitable for supporting purposes in vehicle construction.


Straight edge 


	Thickness in mm								
Size in mm	9	12	15	18	21	24	27	30	
2500 x 1250	100	75	60	50	45	40	35	21	
2500 x 1500	65	50	40	35	30	25	20	20	
3000 x 1500	65	50	40	35	30	25	20	20	
4000 x 1880			40	35	30				

2-side tongue and groove 

	Thickness in mm				
Size in mm	15	18	21	24	27
2500 x 1500	60	50	45	40	35

 Number of beams per package

 Express programme – available at short notice

 available to order